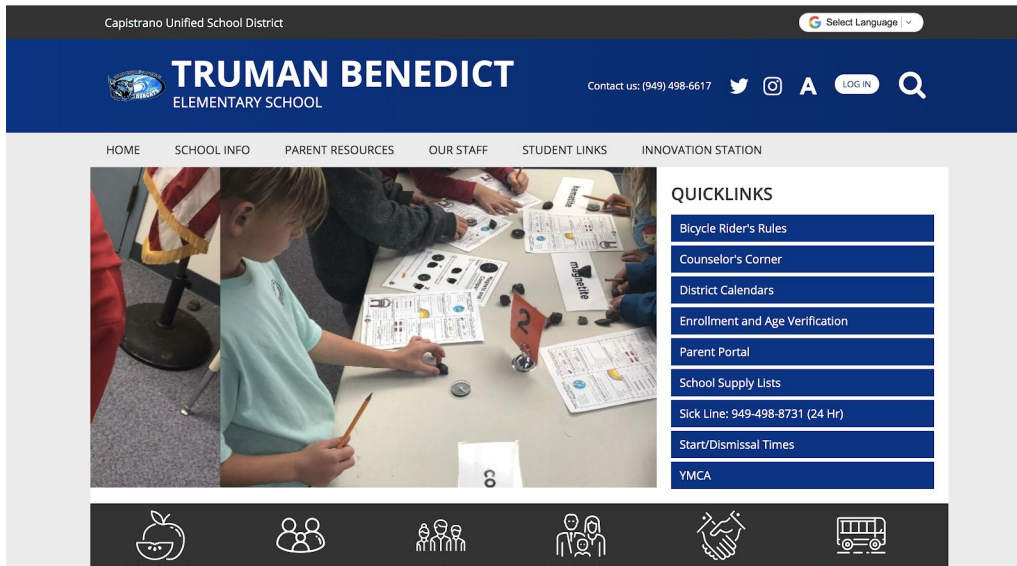


How to Sign in to Clever at home

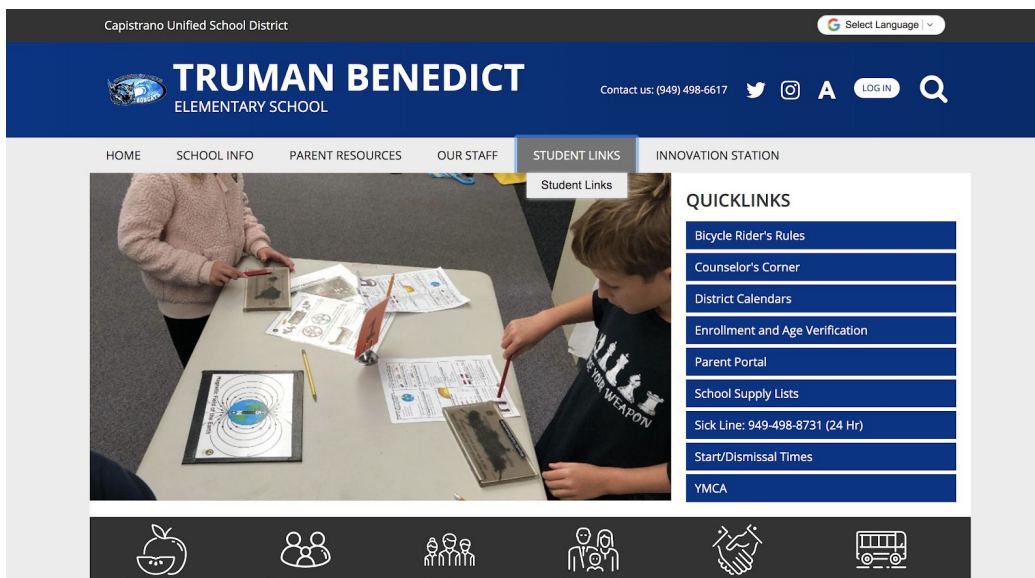
What is Clever, you may ask? **Clever** is a single platform for all of your digital learning programs. Students and teachers have single sign-on access for any resource or file they need. This is a helpful tool for supplemental activities and websites for students to use and continue learning at home.

Step 1: Go to the Truman Benedict website at

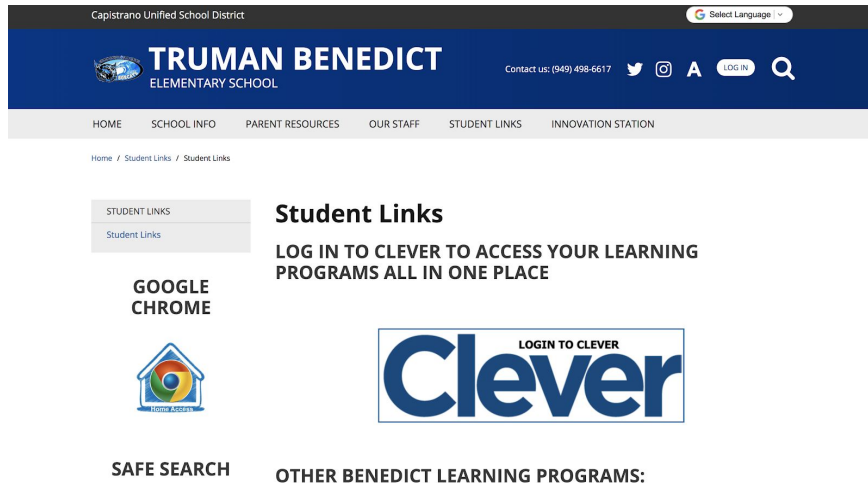
<https://tbes-capousd-ca.schoolloop.com/>



Step 2: Click on Student Links

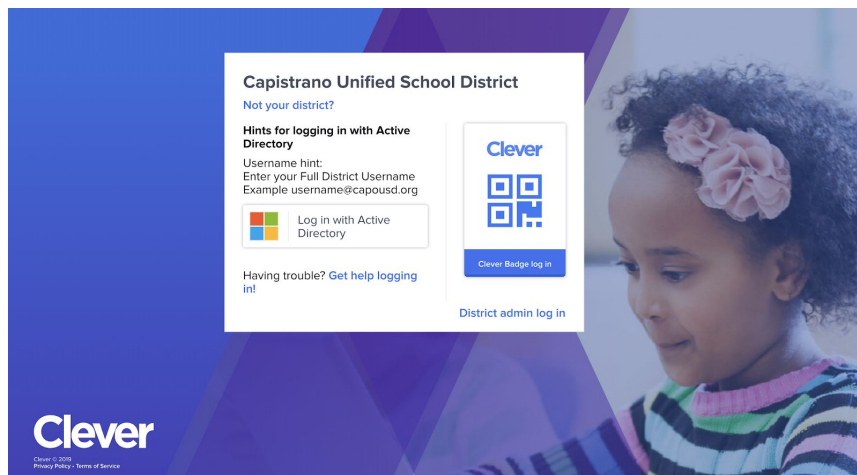


Step 3: Click on the box that says “Login to Clever”



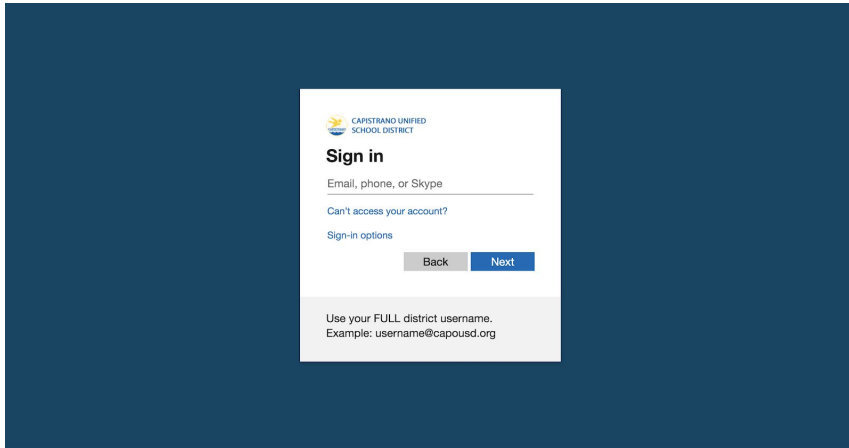
The screenshot shows the website for Truman Benedict Elementary School. The header includes the school name, contact information, and social media icons. A navigation menu lists various sections like Home, School Info, Parent Resources, Our Staff, Student Links, and Innovation Station. The main content area is titled "Student Links" and features a prominent "LOG IN TO CLEVER TO ACCESS YOUR LEARNING PROGRAMS ALL IN ONE PLACE" message. Below this, there are icons for Google Chrome and a large "Clever" logo with a "LOGIN TO CLEVER" button. Other links for "SAFE SEARCH" and "OTHER BENEDICT LEARNING PROGRAMS:" are also visible.

Step 4: Click “Log in with Active Directory”

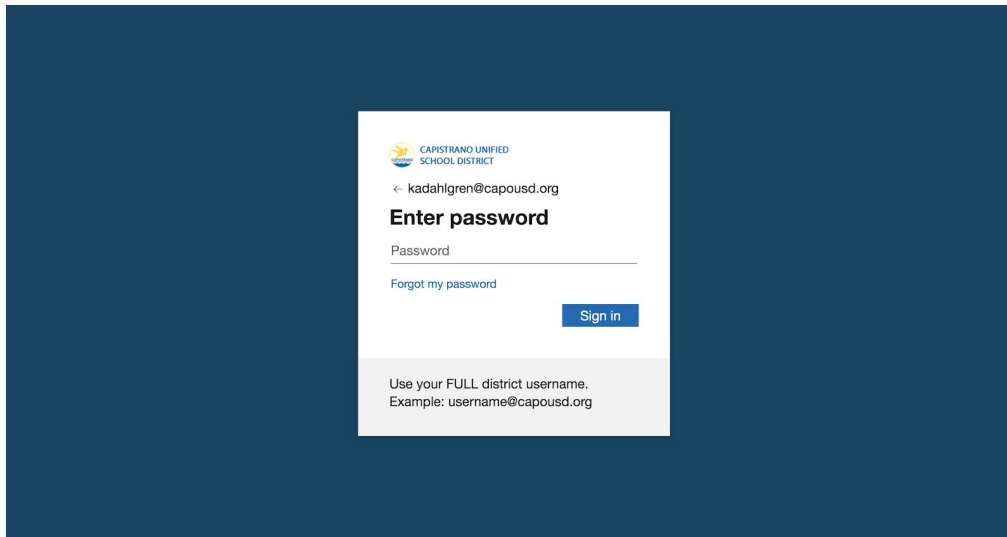


The screenshot displays the Clever login page for Capistrano Unified School District. It features a white login box on a blue background with a photo of a young girl. The box contains the district name, a "Not your district?" link, and "Hints for logging in with Active Directory". It provides a username hint: "Enter your Full District Username Example username@capousd.org". There are two main login options: "Log in with Active Directory" and "Clever Badge log in". A "District admin log in" link is also present at the bottom of the box. The Clever logo and copyright information are visible in the bottom left corner.

Step 5: Enter your login username. This is a username like 31dahlgrenka@capousd.org




Step 6: Enter your password. This is your student ID number with a lowercase “a” at the end



Step 7: Sign in to use any of the available resources. Some that we like to use in class are- Ticket to Read, Code, Khan Academy, McGraw Hill, Typing Agent, Discovery Ed.

Click any icon to play around and see what you can do!



Code.org



Khan Academy



Formative



Desmos Graphing
Calculator



Typing Agent



Discovery
Education



Pearson
Realize



Ticket to Read



McGraw-Hill



i-Ready